

SHUTTLE INFORMATION

Complimentary shuttle service is provided between the Pennsylvania Convention Center and the following hotels:

Hotel	Route	Shuttle Boarding Location at Hotel
Bellevue Hotel	1	Walk to the Cambria Hotel on Broad St.
Best Western Plus Convention Center	3	Curbside in front on Vine St.
Cambria Hotel and Suites	1	Curbside Front Entrance on Broad St.
Club Quarters Hotel Rittenhouse Square	2	Walk to Sofitel, in front on 17 th St.
DoubleTree by Hilton Philadelphia City Center	1	Curbside Front Entrance on Broad St.
Fairfield Inn & Suites Downtown / Center City	1	Walk to Doubletree on Broad St.
Hilton Philadelphia at Penn's Landing	5	Across Columbus Blvd. At Dock St.
Holiday Inn Express Midtown	1	Curbside in front on Walnut Street
Holiday Inn Express, Penn's Landing	5	Curbside in front on Columbus Blvd.
Homewood Suites by Hilton University City	6	Curbside in front on Walnut St.
Hotel Palomar Philadelphia	2	Walk to Sofitel, in front on 17 th St.
Hyatt Centric City Center	2	Walk to Warwick, in front on 17 th St.
Logan Hotel	3	Walk to Sheraton, in front on 17 th St.
Marriott Old City	5	Curbside at Front Entrance
Motto by Hilton Rittenhouse Square	2	Walk to Sonesta, in front on Market St.
Renaissance Downtown	4	Curbside on 4th St. at Chestnut Street
Rittenhouse Hotel	2	Curbside in front on Rittenhouse Square
Sheraton Downtown	3	Curbside in front on 17 th St.
Sheraton University City	6	Across the street from the Chestnut St. Entrance
Sofitel at Rittenhouse Square	2	Curbside in front on 17 th St.
Sonesta Hotel	2	Curbside in front on Market St.
Warwick Hotel Rittenhouse Square	2	Curbside in front on 17 th St.
Windsor Suites	3	Walk to Sheraton, in front on 17 th St.
Westin	2	Walk to Sofitel, in front on 17 th St.
Wyndham Historic District	4	Curbside in front on 4 th St.

Hours of Shuttle Service

Wednesday, 10/12	7:00 a.m. – 7:00 p.m.	Service approximately every 15 - 20 minutes
Thursday, 10/13	7:00 a.m. – 11:00 a.m. 11:00 a.m. – 4:30 p.m. 4:30 p.m. – 6:30 p.m.	Service approximately every 15 minutes No Mid-day Service Service approximately every 15 minutes
Friday, 10/14	7:00 a.m. – 10:00 a.m. 10:00 a.m. – 3:00 p.m. 3:00 p.m. – 6:30 p.m.	Service approximately every 15 minutes No Mid-day Service Service approximately every 15 minutes
Saturday, 10/15	6:30 a.m. – 10:00 a.m. 10:00 a.m. – 12:30 p.m. 12:30 p.m. – 3:00 p.m.	Service approximately every 15 - 20 minutes No Mid-day Service Service approximately every 15 - 20 minutes

Airport Shuttle




Direct Service from the Pennsylvania Convention Center to Philadelphia Airport (PHL)

Saturday, 10/15
10:30 a.m. – 3:00 p.m.
Shuttle departs every 30 minutes on the hour and half-hour.


TICKETS: \$30.00
per person (Cash or Credit Card)
*Advance purchase recommended.
Purchase tickets at the Shuttle Information Desk.*

Welcome Party at Franklin Institute
7:00 p.m. – 10:30 p.m.
Thursday, October 13


Shuttle Service
6:30 p.m. – 8:00 p.m. from the convention center and hotels to the party
8:30 p.m. – 11:00 p.m. from the party to the convention center and hotels



To track your shuttles in REAL TIME, please scan the QR code here:



Schedule may vary due to traffic and weather conditions.

 For Shuttle Information & Special Assistance: **(310) 466-5699**
For Special Assistance please call at least 60 minutes prior to desired pick-up time.

Transportation Managed By: *Production Transport*

Please have ID and proof of vaccination ready
Masks are strongly recommended

